



台灣今機機械工業股份有限公司

台灣今機機械工業股份有限公司
TAIWAN KINKI MACHINERY CO., LTD.
 24751 新北市蘆洲區三民路128巷180號
 No.180, Lane 128, San Min Rd., LuZhou Dist., New Taipei City 24751, Taiwan
 Tel +886-2-22813361~3 | Fax +886-2-22818206
 Mail kinki@ms7.hinet.net / sales@kinki.tw
 http://www.kinki.tw

東莞今機機械有限公司
MAINLAND CHINA DONG-GUAN FACTORY
 廣東省東莞市虎門鎮沙角鳳凰工業區
 Shajiao Phoenix Industrial Zone, Dongguan City,
 Guangdong Humen Town
 Tel +86-769-8556-3006 /3007 | Fax +86-769-8556-1472

寧波今機機械有限公司
MAINLAND CHINA NING-BO FACTORY
 寧波市經濟技術開發區大港工業城
 No.1, South Sea Rd., Dagang Industrial Area, Beilun District, Zhejiang
 Province, Ningbo City
 Tel +86-574-8680-5818 | Fax +86-574-8680-5819



開創台灣立式射出機的先鋒
 Pioneering Taiwanese Vertical Injection Machinery Innovation



Youtube

2023-10 印製

立式射出成型機
 熱固性 / 熱塑性

VERTICAL INJECTION MOLDING MACHINE
 Thermoplastic / Thermoset

www.kinki.tw



Taiwan Kinki Machinery Co., Ltd.



台北廠 (TAIPEI) 新竹廠 (HSIN-CHU) 東莞廠 (CHINA)

Remark:

- 本數據以220V / 60HZ 地區表示 The figures in this table are 220V / 60HZ
- 單滑板·圓盤·雙滑板 D-Single Shuttle Table, R-Rotary Table, DM - Double Shuttle Table

	機械型號	Machine Type	Unit
射出系統	螺桿直徑	Screw Diameter	mm
	射出壓力	Injection Pressure	kg/cm ²
	理論射出容量	Theoretical Shot Volume	cm ³
	射出量(PS)	Max. Shot Weight (PS)	g
	射出率	Injection Rate	oz
	射出速度	Injection Speed	cm ³ /sec
	可塑化能力	Plasticizing Capacity	mm/sec
	螺桿行程	Screw Stroke	kg/h
	螺桿轉速	Screw Speed Max.	mm
	射嘴接觸力	Nozzle Contact Force	rpm
射嘴行程	Nozzle Retraction	tons	
溫度控制段數	Number of temperature Control	mm	
料斗容量	Material Hopper Capacity	-	
鎖模系統	鎖模力	Clamping Force	l
	開模力	Opening Force	tons
	模板尺寸	Platen Size	tons
	模柱間距	Distance Between Tie Bar	mm
	最小模厚	Min. Mold Height	mm
	開模行程	Opening stroke	mm
	最大開模距離	Max. Open daylight	mm
	頂出力量	Ejector Force	tons
	頂出行程	Ejector Stroke	mm
	滑模行程	Slide Stroke	mm
滑模系統	圓盤直徑	Rotary Table Diameter	mm
	圓盤站數	Rotary Station	-
	最大模具重量	Max. Mold Weight	kg
	滑模定位精度	Station Clearance	mm
油壓電力系統	最大液壓壓力	Max. Hydraulic Pressure	kg/cm ²
	幫浦吐量	Pump Output	cm ³ /rev
	作動油量	Oil Reservoir Capacity	liters
	冷卻水用量	Cooling Water Consumption	liters/hr
	電機馬達	Pump Motor Power	kw
	電熱容量	Barrel Heating Power	kw
其他	總用電量	Total Wattage	kw
	機械重量	Machine Weight	tons
	機械外型尺寸	Machine Dimensions (L x W x H)	mm

引古喻今;獨出機杼

Totally Knowhow for Customer

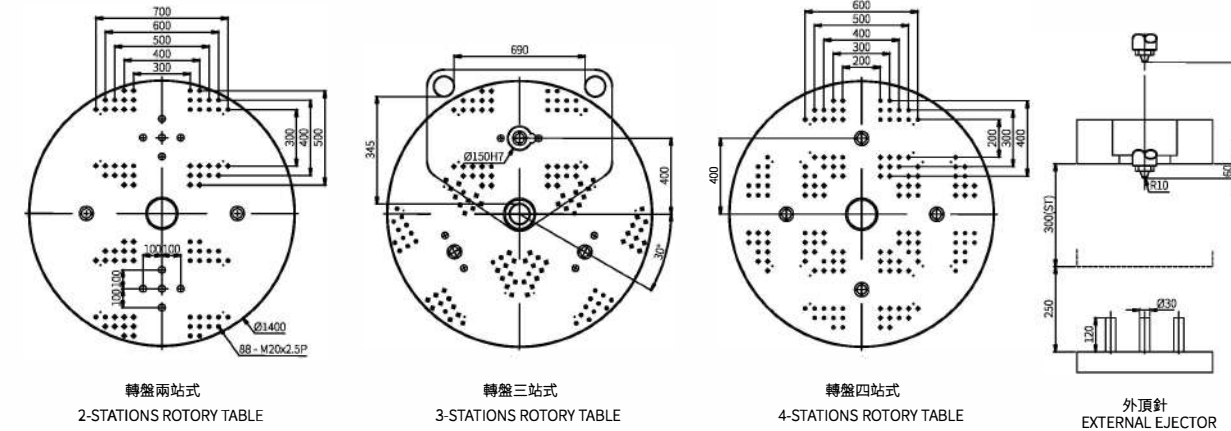
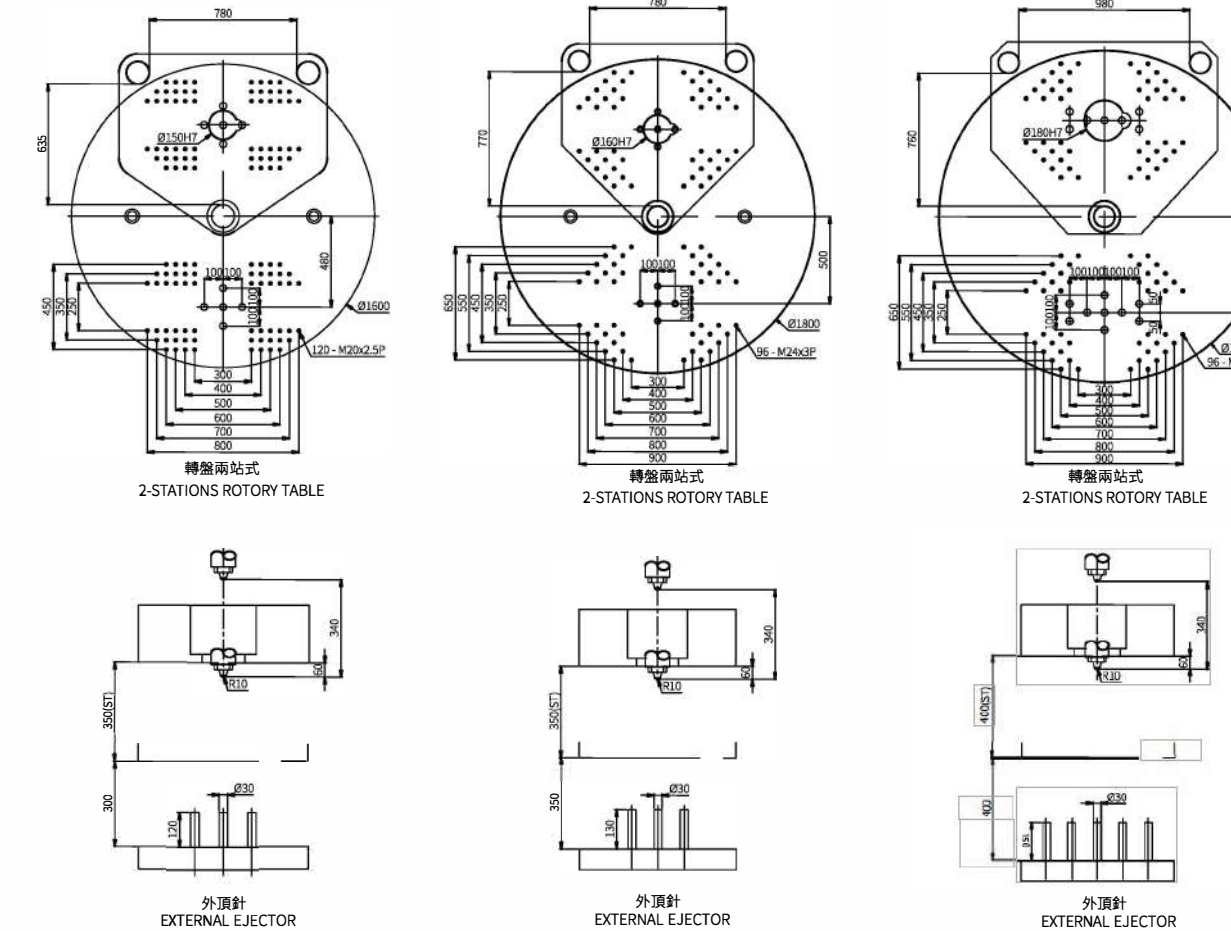
台灣的經濟並無奇蹟,完全是台灣的勤奮不懈兢兢業業,一步一腳印的努力經營使然。今機全體同仁深切體認,唯有優越的品質與完善的服務,才是客戶最大的保障,更是在永無止盡的競爭中永續經營的最大動力。



There is no secret to the "Taiwan economic miracle" It comes from the basic willingness of the people of Taiwan to compete fiercely and strive toward progress in everything that we do.

Taiwan Kinki Machinery Co., was established in Taiwan in 1983 and dedicated to the manufacture of vertical injection machines for more than 40 years. Because for many years only the innovation and research and development of vertical injection machines have made this machine stand firm in the injection machine market. In addition to maintaining the brand and improving quality, TKC also committed to developing global sales and services to make the global base more perfect.

台灣今機創立於1983年,多年來全心全力專注於立式射出機的創新研發及專業製造。今機品牌在射出機市場上之所以能屹立不搖靠的是擦亮品牌,提升品質,積極開拓全球銷售據點;成為客戶永遠忠誠的事業夥伴。


KT-600R
Mold Dimension

KT-700R
KT-800R
KT-900R


K □ - □□□ - D / DM / R
 D : SINGLE SHUTTLE TABLE.
 DM : DOUBLE SHUTTLE TABLE.
 R : ROTARY TABLE.



Unit	МОДЕЛЬ	Modelo		
mm	диаметр винта	Diâmetro da Rosca	СИСТЕМА ВПРЫСКА	СИСТЕМА DE INJEÇÃO
kg/cm ²	давление впрыска	Pressão de Injeção		
cm ³	объем выстрела	Volume Teorico de Injeção		
g	Вес выстрела	Max. Peso Injeção (PS)		
cm ³ /sec	Скорость впрыска	Razão de Injeção		
mm/sec	Скорость впрыска	Velocidade de injeção		
kg/h	Пластифицирующая способность	Capacidade de Plasticificação		
mm	Ход винта	Curso de Injeção		
rpm	Скорость вращения винта	Velocidade de Parafuso (Máximo)		
tons	Контактная емкость сопла	Força de contato do Bico		
mm	Ход отвода сопла	Força do Canhão	СИСТЕМА ЗАЖИМНАЯ СИСТЕМА	DE FECHAMENTO
-	Количество контроля температуры	No. Zona de Temperatura		
l	Емкость бункера	Capacidade de Funil		
tons	сила блокировки	Força de Fechamento		
tons	сила открытия формы	Força de Abertura		
mm	Размер плиты	Tamanho da Placa		
mm	Расстояние между голый	Distância entre Colunas		
mm	Мин. Высота формы	Min. Altura do Molde		
mm	Ход открытия	Curso de Abertura		
mm	Максимум. Открытый дневной свет	Abertura Livre Máxima		
tons	Сила выталкивателя	Força de Extração	СИСТЕМА СЛАДНАЯ СИСТЕМА	DA MESA
mm	Ход выталкивателя	Curso de Extração		
mm	Ход слайд-стола	golpe de mesa deslizante		
mm	Диаметр поворотного стола	Diâmetro mesa giratória		
-	Роторная станция	Estação Rotativa		
kg	Максимум. Вес пресс-формы	Max. Peso Molde		
mm	Очистка станции	Precisão Pos. Mesa deslizante		
kg/cm ²	Максимум. Гидравлическое давление	Pressão Max. Sistema Hidráulica		
cm ³ /rev	Мощность насоса	Capacidade da Bomba Hidráulica		
liters	Емкость масляного резервуара	Capacidade Reservatório de Óleo		
liters/hr	Расход охлаждающей воды	Consumo de Água para Resfriamento		
kw	Мощность двигателя насоса	Potência Motor		
kw	Мощность нагрева ствола	Potência Aquecimento		
kw	Общая мощность	Potência Total		
tons	Вес машины	Peso Máquina		
m	Размеры машины	Dimensões Bruto da Máquina (C X L X A)	ДРУГЕ	OUTROS

專業的研發 R & D Team

台灣今機擁有專業的設計團隊,多年來投入許多的資金與心血;除了獲獎無數外也榮獲多項專利。

卓越的研發成果 / Outstanding results

- 2002年 9月 中小企業創新研究獎 – 鞋底彈性製造系統
- 2003年 12月 立式射出成型機之安全裝置專利取得
- 2006年 3月 替汽車大廠開發500噸雙色轉盤機
- 2008年 6月 BMC專用機的開發
- 2010年 7月 開發矽膠3色專用機
- 2012年 9月 立式射出全電機的開發
- 2013年 1月 於印度Chennai 成立機械組裝廠
- 2015年 8月 800噸建材隔板專用機開發
- 2016年 10月 經濟部小型企業創新研發- 吹箭式捲毛植入折彎之全自動牙間刷射出成型機並取得專利
- 2018年 6月 經濟部小型企業創新研發-大型石材繩鋸之一站式成型系統並取得專利
- 2020年 2月 全自動高爾夫球機的研發


- 2002/09 Taiwan SMEs Innovation Award – PU Sole manufacturing system
- 2003/12 Obtained a patent for the safety device of the vertical injection molding machine
- 2006/03 Developed a 500ton two-color rotary table machine for a major automobile manufacturer
- 2008/08 BMC machine development
- 2010/07 Developed a 3-color special silicone machine
- 2012/09 Vertical All Electric Injection Machine development
- 2013/01 Established a mechanical assembly plant in Chennai, India
- 2015/08 800 tons special machine for building partition
- 2016/10 SBIR- Development and patent acquisition of automatic interdental brush injection molding machine
- 2018/06 SBIR - Development and patent of Diamond wire molding machine.
- 2020/02 Full-Auto Golf ball machine development





▲ KR-300D

KR Series



▲ KR-R

KR-85-D(R)		KR-110-D(R)		KR-150-D(R)	
38	42	45	50	52	62
1745	1428	1949	1579	2486	1748
191	233	286	353	509	724
173	212	261	322	463	658
6.1	7.5	9.2	11.3	16.3	23.0
101	123	132	163	127	181
89	89	83	83	60	60
57	77	82	113	113	191
168		180		240	
0-170		0-170		0-130	
2.3		3.8		7.6	
250		250		250	
4		5		5	
40		40		90	
85		120		150	
14		23		13	
1210 X 415		1210 X 480		1440 X 510	
1000 X 205		990 X 260		1180 X 260	
180		200		250	
250		250		350	
430		450		600	
2.3		2.9		2.9	
70		70		80	
300		400		420	
φ980		φ980		φ1170	
2-4		2-4		2-4	
200 X 2 / 140 X 3		350 X 2 / 240 X 3		450 X 2 / 300 X 3	
±0.02		±0.02		±0.02	
140		175		175	
65-12		76-17		94-17	
300		400		400	
800-1000		1600-2300		1900-2800	
11		15		18.3	
7.5		10		14.3	
18.5		25		32.6	
4.9		7		10.4	
3.75 X 1.35 X 2.4		3.9 X 1.5 X 2.7		4.3 X 2.1 X 3.1	

KR-225-D(DM)		KR-300-D(DM)		KR-350-D	
62	70	70	80	80	90
1748	1371	1486	1138	1329	1050
785	1000	1077	1407	1507	1908
718	915	985	1287	1379	1745
25.3	32.2	34.7	45.3	48.6	61.5
225	286	310	405	390	493
74	74	81	81	78	78
170	244	244	364	169	279
260		280		300	
0-130		0-125		0-120	
7.6		10.3		10.3	
250		450		655	
5		6		6	
90		90		90	
225		300		350	
20		26		30	
1490X580		1560X650		1640X740	
1220X310		1270X360		1320x420	
310		350		400	
400		500		650	
710		850		1050	
5.4		5.4		5.4	
120		150		150	
500		600		700	
-		-		-	
-		-		-	
1400		2000		4000	
±0.02		±0.02		±0.02	
175		175		175	
116		136		153	
500		600		600	
2300-3500		2800-4000		3000-4600	
22		30		37	
14.3		18.6		23	
36.3		48.6		60	
12		14		19	
4.7 X 3.0 X 3.6		5.0 X 3.3 X 4.0		5.5 X 4.5 X 5.1	



▲ KC

KC Series



▲ KC-R



▲ KC-DM

KC-250-D(DM)			KC-350-D(DM)			KC-450-D(DM)		
25	30	35	32	38	42	38	42	45
2509	1742	1280	2051	1454	1190	2181	1785	1555
59	85	115	113	159	194	191	233	267
54	77	105	102	144	177	173	212	243
1.9	2.7	3.7	3.6	5.1	6.2	6.1	7.5	8.6
42	61	82	54	76	93	101	123	141
86	86	86	67	67	67	89	89	89
17	29	46	32	53	73	50	67	82
120			140			168		
0-180			0-190			0-190		
1.3			1.3			2.9		
150			150			250		
3			3			4		
25			25			50		
30			45			85		
6.5			8.3			13		
520X240			470X270			560X326		
-			-			-		
175			175			210		
180			200			270		
355			375			480		
1.3			1.3			1.6		
45			65			70		
250/500			270/480			320/500		
-			-			-		
-			-			-		
120			120			150		
±0.02			±0.02			±0.02		
140			140			175		
39			41			65		
130			200			400		
800-1200			800-1000			1300-2000		
5.5			7.5			11		
3.5			5.5			7.5		
9			13			18.5		
2.6/3.0			3.1/3.5			5.8/6.5		
2.0 X 1.5 X 1.8			2.8 X 1.05 X 2.05			3.3 X 1.15 X 2.65		

KC-350-R			KC-450-R		
32	38	42	38	42	45
2051	1454	1190	2181	1785	1555
113	159	194	191	233	267
102	144	177	173	212	243
3.6	5.1	6.2	6.1	7.5	8.6
54	76	93	101	123	141
67	67	67	89	89	89
32	53	73	50	67	82
140			168		
0-190			0-190		
1.3			2.9		
150			250		
3			4		
25			50		
45			85		
8.3			13		
470X270			560X326		
-			-		
175			210		
200			270		
375			480		
2.3			2.9		
65			70		
-			-		
φ860			φ1168		
2-4			2-4		
200X2 / 120X4			300X2 / 200X4		
±0.02			±0.02		
140			175		
41-12			65-12		
200			400		
800-1000			1300-2000		
11			14.7		
5.5			7.5		
16.5			22.2		
3.8			7.2		
3.5 X 1.65 X 2.15			3.9 X 1.8 X 2.7		



KT Series



K2S(D)		KT-200-D(DM)			KT-300-D(DM)		
20	25	20	25	30	25	30	35
2240	1434	2730	1747	1213	2508	1742	1280
31	49	31	49	71	59	85	115
29	45	29	45	64	54	77	105
1.0	1.5	1.0	1.6	2.3	1.9	2.7	3.7
23	36	25	40	57	42	61	82
73	73	81	81	81	86	86	86
6	13	8	14	20	17	28	36
100		100			120		
0-140		0-150			0-180		
-		2.0			2.4		
-		140			250		
2		3			3		
15		20			20		
15		30			45		
7		6.6			8.4		
215X170		480X355			530X380		
250		355X205			400X250		
40/100		100/160			150/210		
160		180			200		
200/260		280/340			350/410		
1.3		1.3			1.3		
35		35(45)			45(55)		
260		350			420		
-		-			-		
-		-			-		
60		90			120		
-		±0.02			±0.02		
140		140			140		
19		26			39		
100		150			200		
400-600		600-800			800-1200		
2.2		3.7			5.5		
2		2.7			3.5		
4.2		6.4			9		
0.55		1.2			1.5		
1.4X0.8X2.1		1.6X1.3X2.0			1.7X1.3X2.2		

KT-400-D(DM)			KT-500-D(DM)				KT-600-D(DM)			
30	35	40	35	40	45	50	35	40	45	50
2170	1594	1221	2171	1663	1314	1064	2577	1973	1559	1263
99	135	176	135	176	223	275	173	226	286	353
90	123	160	123	160	203	250	158	206	261	321
3.2	4.3	5.7	4.3	5.7	7.2	8.9	5.6	7.3	9.3	11.3
59	80	104	95	124	157	193	99	129	163	202
83	83	83	99	99	99	99	103	103	103	103
24	37	52	61	87	129	159	39	94	134	126
140			140				180			
0-170			0-250				0-200			
2.6			2.9				3.3			
200			205				300			
3			4				5			
30			30				30			
55			85				120			
13.5			10.5				18.7			
650X490			740X500				840X620			
500X340			560X320				620X400			
200/260			200/250				200			
200			250				250			
400/460			450/500				450			
1.3			2.7				4.0			
55(90)			90				90			
500			500				540(650)			
-			-				-			
-			-				-			
150			200				300			
±0.02			±0.02				±0.02			
140			140				140			
47			76				94			
200(250)			250(350)				250(400)			
1000-1400			1600-2400				2200-3200			
7.5			11				15			
4.5			5.6				7.5			
12			16.6				22.5			
2.3			3.5				4.9			
2.0X1.3X3.2			2.5X1.5X3.6				2.8X1.7X4.1			



▲ KT-900D

KT Series

KT-700-D(DM)			KT-800-D(DM)			KT-900-D(DM)		
50	55	60	55	60	65	60	65	70
2688	2221	1866	2221	1867	1590	2022	1723	1486
471	570	678	617	735	862	791	929	1077
431	521	620	565	672	790	724	850	985
15.2	18.4	21.9	20.0	23.7	27.8	25.5	30.0	34.7
146	177	209	207	247	288	254	300	348
74	74	74	87	87	87	90	90	90
120	160	178	169	219	257	207	263	329
	240			260			280	
	0-170			0-160			0-150	
	8.8			8.8			8.8	
	340			340			340	
	5			6			6	
	30			30			30	
	160			200			250	
	23			23			23	
	1000X750			1160X900			1200X920	
	760X500			865X605			920X640	
	250			300			350	
	300			350			350	
	550			650			700	
	4.9			4.9			4.9	
	90(130)			90(130)			110(130)	
	700			700(885)			900(1000)	
	-			-			-	
	-			-			-	
	380			450			500	
	±0.02			±0.02			±0.02	
	175			175			175	
	116			136			153	
	400			600			600	
	2400-3600			2800-4000			3100-4600	
	22			30			37	
	10			14.3			18	
	32			44.3			55	
	6.2			9			10.5	
	3.0X1.6X3.7			3.7X1.9X4			3.5X1.9X4.2	



▲ KT-R

KT-R Series

KT-150R			KT-200R			KT-300R		
20	25	30	25	30	35	30	35	40
2730	1747	1213	2508	1742	1280	2170	1594	1221
31	49	71	59	85	115	99	135	176
29	45	64	54	77	105	90	123	160
1.0	1.6	2.3	1.9	2.7	3.7	3.2	4.3	5.7
33	51	73	50	73	99	66	90	118
104	104	104	103	103	103	94	94	94
9	18	31	19	32	41	30	45	65
	100			120			140	
	0-190			0-210			0-190	
	2.0			2.4			2.6	
	140			250			200	
	3			3			3	
	20			20			20	
	30			45			55	
	6.6			8.4			13.5	
	-			-			-	
	-			-			-	
	100/150			150/200			200/250	
	180			200			200	
	280/330			350/400			400/450	
	1.3			1.3			2.3	
	50			60			85	
	-			-			-	
	φ650			φ740			φ880	
	2-3			2-4			2-4	
	70X2/45X3			90X2/80X3			90X2/80X3	
	±0.02			±0.02			±0.02	
	140			140			140	
	33-12			47-14			53-14	
	150			200			200	
	800-1200			1000-1400			1100-1600	
	5.5			7.5			11	
	2.7			3.5			4.5	
	8.2			11			15.5	
	1.5			2.6			3.1	
	2.3X1.2X2.6			2.4X1.5X2.8			2.5X1.6X2.8	



▲ KTR

KT-R Series



KT-400R				KT-500R			KT-600R		
35	40	45	50	40	45	50	50	55	60
2171	1663	1314	1064	1973	1559	1263	2688	2221	1866
135	176	223	275	226	286	353	471	570	678
123	160	203	250	206	261	321	431	521	620
4.3	5.7	7.2	8.9	7.3	9.3	11.3	15.2	18.4	21.9
118	154	195	241	159	202	249	146	177	209
123	123	123	123	127	127	127	74	74	74
61	87	129	159	76	108	148	120	160	178
140				180			240		
0-250				0-260			0-170		
2.9				3.3			8.8		
205				300			340		
4				5			5		
30				30			30		
85				120			160		
10.5				18.7			23		
-				-			-		
-				-			-		
200/250				200			250		
250				250			300		
450/500				450			550		
2.3				4.4			5.5		
85				120			120		
-				-			-		
φ1000				φ1200			φ1400		
2-4				2-4			2-4		
150X2/100X3				200X2/150X3			450X2/300X3		
±0.02				±0.02			±0.02		
140				140			175		
94-17				116-17			116-17		
250				400			500		
2000-2800				2400-3600			2400-3600		
15				18.5			22		
5.6				7.5			10		
20.6				26			32		
4.1				7.1			8.3		
2.8X1.6X2.8				2.7X2X3.3			3.3X2.1X4.3		

KT-700R			KT-800R			KT-900R		
55	60	65	60	65	70	65	70	80
2221	1867	1590	2022	1723	1486	2013	1736	1329
617	735	862	791	929	1077	995	1154	1507
565	672	790	724	850	985	906	1056	1379
20	23.7	27.8	25.5	30	34.7	32	37	48.6
207	247	288	254	300	348	309	359	468
87	87	87	90	90	90	93	93	93
169	219	257	207	263	329	310	387	578
260			280			300		
0-180			0-170			0-170		
8.8			8.8			8.8		
340			340			340		
6			6			6		
30			30			30		
200			250			300		
23			23			23		
-			-			-		
-			-			-		
300			350			400		
350			350			400		
650			700			800		
5.5			5.5			6.7		
120			130			150		
-			-			-		
φ1600			φ1800			φ1900		
2-4			2-4			2-4		
750X2/500X3			900X2/650X3			1200X2/800X3		
±0.02			±0.02			±0.02		
175			175			175		
136-19			153-19			184-19		
700			700			800		
2800-4000			3100-4600			3600-5000		
30			37			45		
14.3			18			23		
44.3			55			68		
10			16			21		
3.7X2.2X4.9			3.9X2.4X5			4.1X2.6X5.1		



KVH Series

▲ KVH



KVH-30-D(DM)			KVH-45-D(DM)			KVH-55-D(DM)		
20	25	30	25	30	35	30	35	40
2730	1747	1213	2508	1742	1280	2170	1594	1221
31	49	71	59	85	115	99	135	176
29	45	64	54	77	105	90	123	160
1.0	1.6	2.3	1.9	2.7	3.7	3.2	4.3	5.7
25	40	57	42	61	82	59	80	104
81	81	81	86	86	86	83	83	83
10	20	27	17	29	37	28	43	61
100			120			140		
0-150			0-180			0-170		
2.0			2.4			2.6		
140			250			200		
3			3			3		
20			20			30		
30			45			55		
6.6			8.4			13.5		
480X355			530X380			650X490		
355X205			400X250			500X340		
100/160			150/210			200/260		
180			200			200		
280/340			350/410			400/460		
1.3			1.3			1.3		
35(45)			45(55)			55(90)		
350			420			500		
-			-			-		
-			-			-		
90			120			150		
±0.02			±0.02			±0.02		
140			140			140		
26			39			47		
150			200			200(250)		
600-800			800-1200			1000-1400		
3.7			5.5			7.5		
2.7			3.5			4.5		
6.4			9			12		
1.2			1.5			2.3		
1.6X1.3X2.0			1.7X1.3X2.2			2.0X1.3X3.2		

KVH-85-D(DM)			KVH-120-D(DM)			KVH-160-D(DM)			
1745	1575	1428	2577	1973	1559	1263	2688	2221	1866
190	211	232	173	226	286	353	471	570	678
173	192	211	158	206	261	321	431	521	620
6.1	6.8	7.4	5.6	7.3	9.3	11.3	15.2	18.4	21.9
86	96	105	99	129	163	201	146	177	209
76	76	76	103	103	103	103	74	74	74
50	56	67	39	65	93	127	120	160	178
168			180			240			
0-160			0-200			0-170			
3.9			3.3			8.8			
300			300			340			
4			5			5			
30			30			30			
85			120			160			
10.5			18.7			23			
740X500			840X620			1000X750			
560X320			620X400			760X500			
200/250			200			250			
250			250			300			
450/500			450			550			
2.7			4.0			4.9			
90			90			90(130)			
500			540			700			
-			-			-			
-			-			-			
200			300			380			
±0.02			±0.02			±0.02			
140			140			175			
76			94			116			
180			200			400			
1600-2400			2200-3200			2400-3600			
11			15			22			
7.5			7.5			14.3			
18.6			22.5			36.3			
4			5			8			
3.2X1.9X1.9			3.8X1.9X2.2			4.0X2.5X2.4			



KVV 150/150
拉鍊上下止自動成型機

Automatic Zipper Machine.

KVV+H-D
雙色機

Double Colors Machine.




KVV+VV-3R
雙色機

Two Colors Machine.



KVH+H-85R
三明治射出機

Sandwich Injection Molding Machine.



KC-450DM
電池頭全自動成型機

Automatic Battery Head Machine.



KVV+VV-300/150
傘骨機

Umbrella Ribbing Machine.





KVH-150D


高爾夫球自動機

Full Automatic Golf Ball Machine.

KC-Association

雙色手柄成型機

Full Automatic Double Color Screw Handle Machine.



KVV-3R

3Pin 內架自動機

Full Automatic Plug Frame Machine.

KVV+VV+H

鞋底三色機

Three Color Machine For Sole of Shoe



KVH-650-2R

汽車配件機

Manifold Intake of Engine Machine.

Silicon Injection

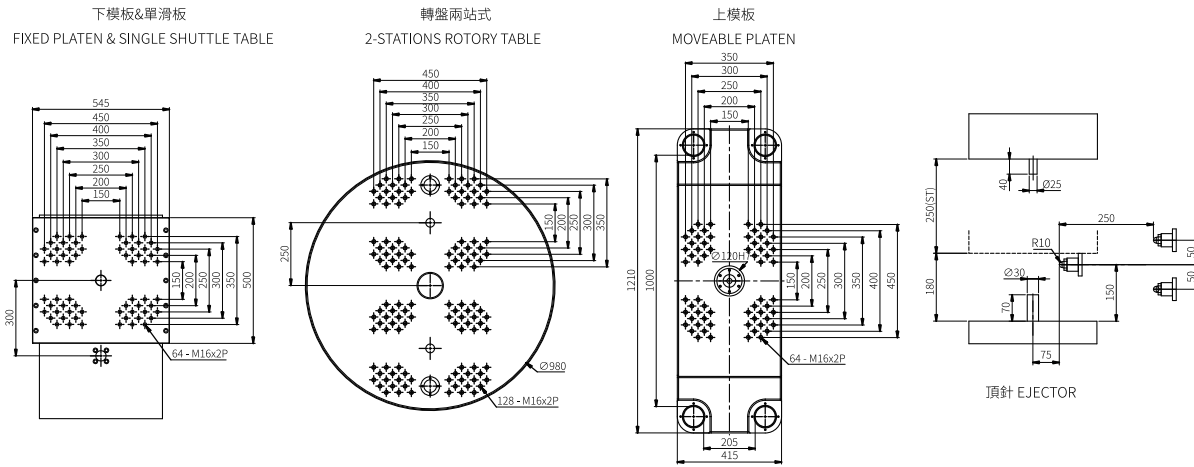
矽膠成型機

Thermoset Silicon BMC Phenolic Injection M/C

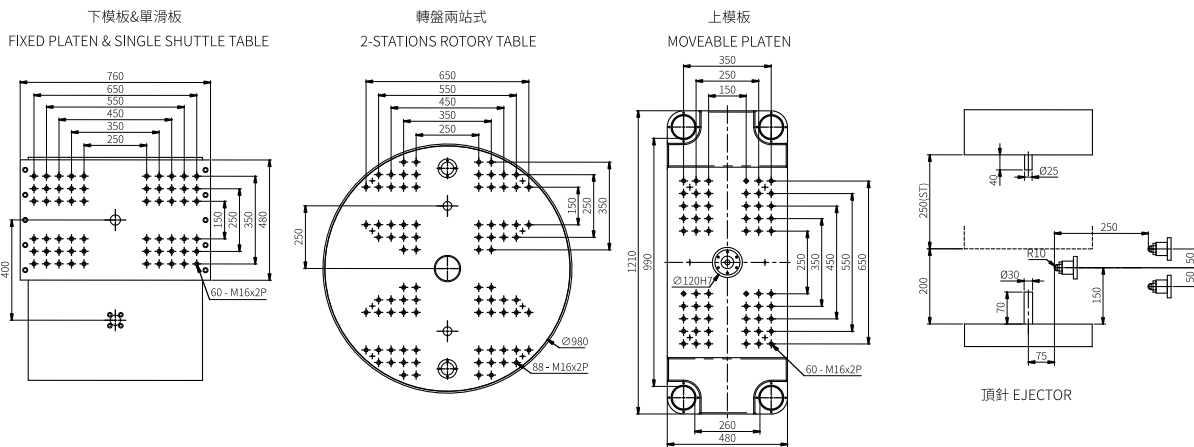


KR-85-D(R)

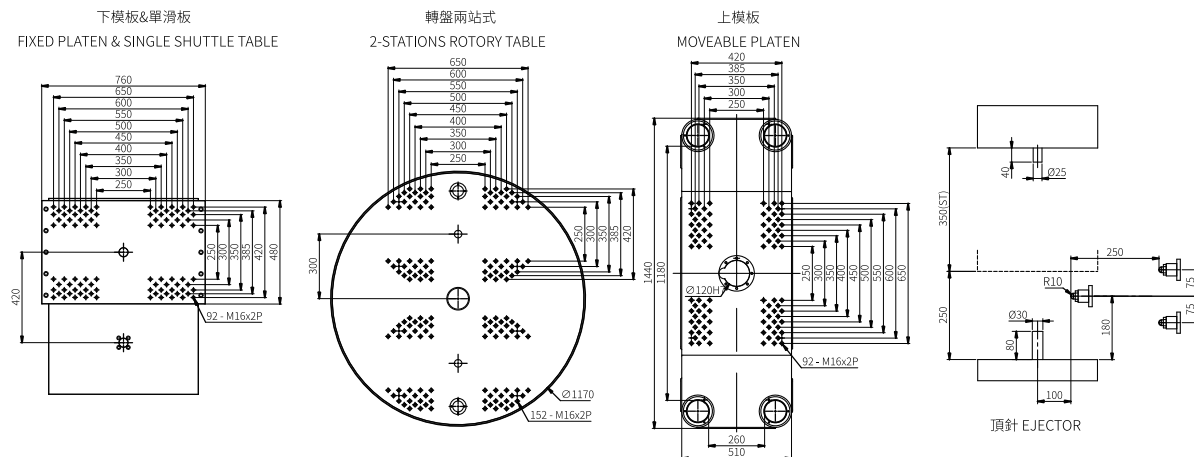
Mold Dimension



KR-110-D(R)

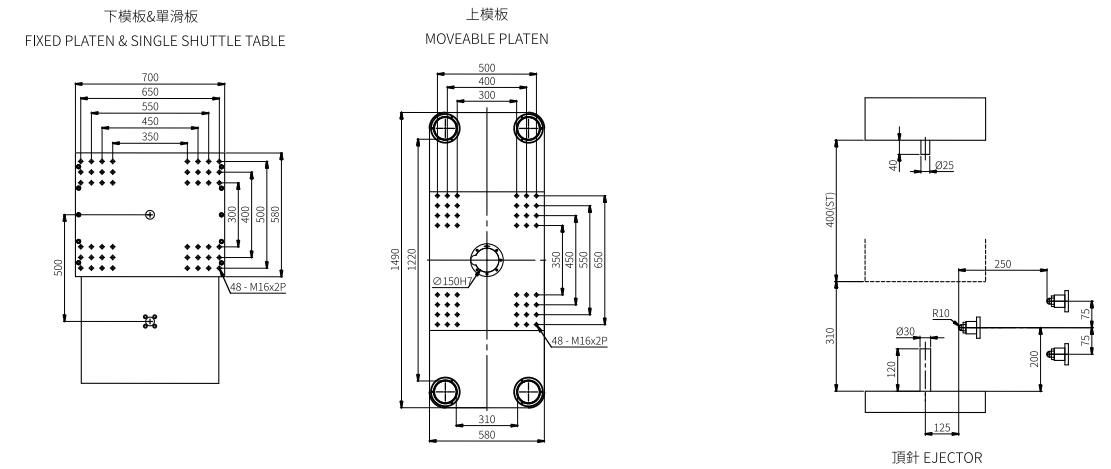


KR-150-D(R)

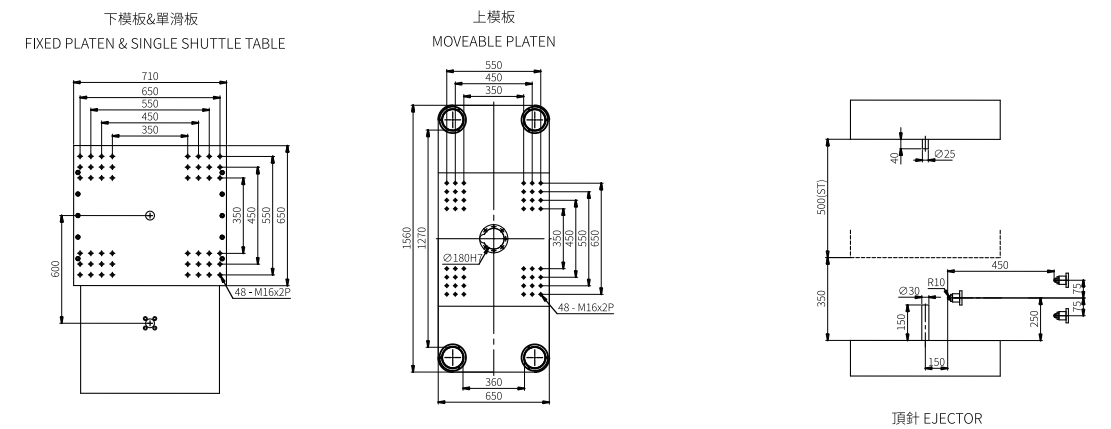


KR-225(D)

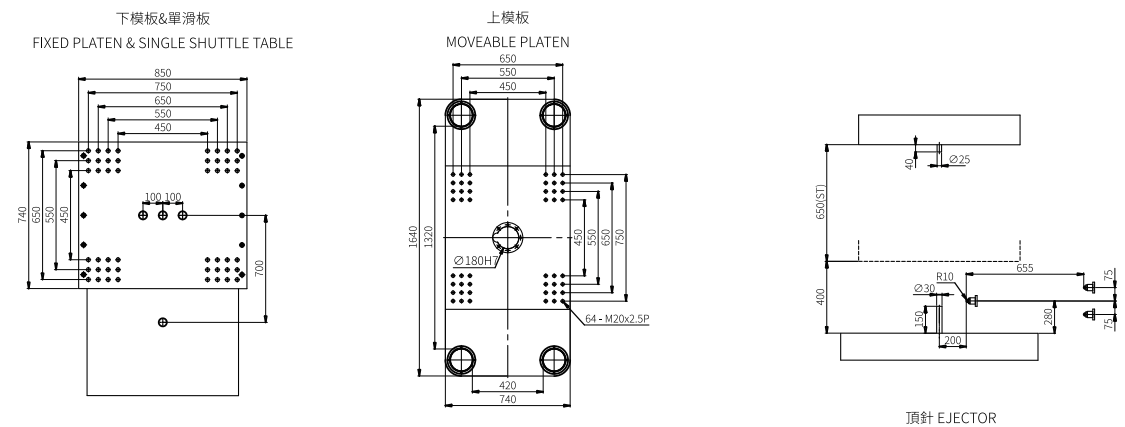
Mold Dimension



KR-300(D)

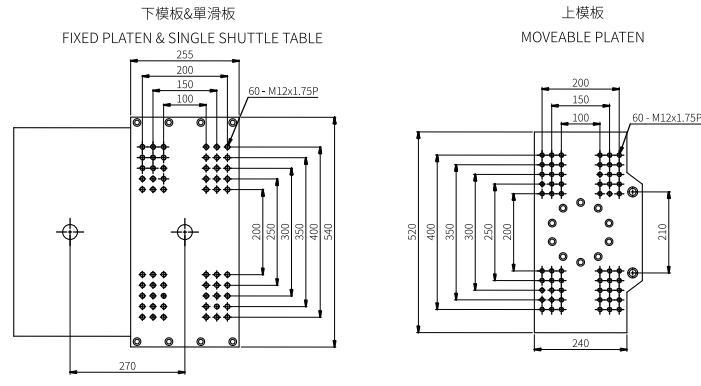


KR-350(D)

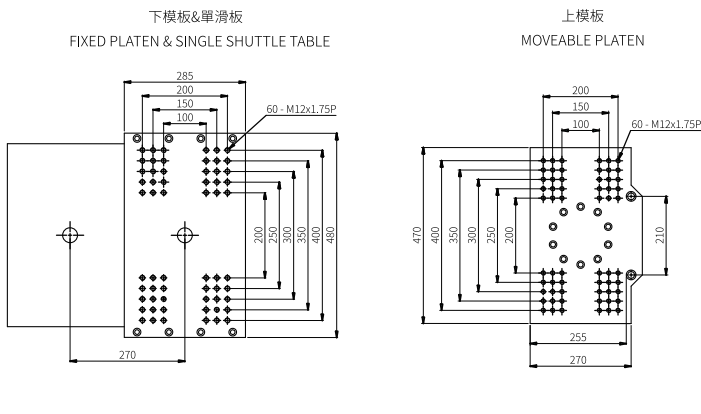


KC-250(D)

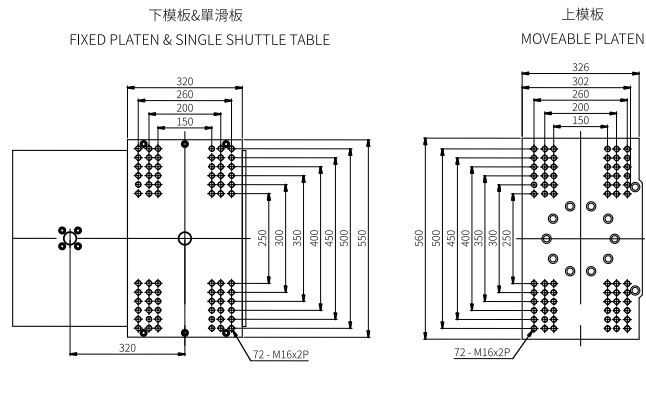
Mold Dimension



KC-350(D)

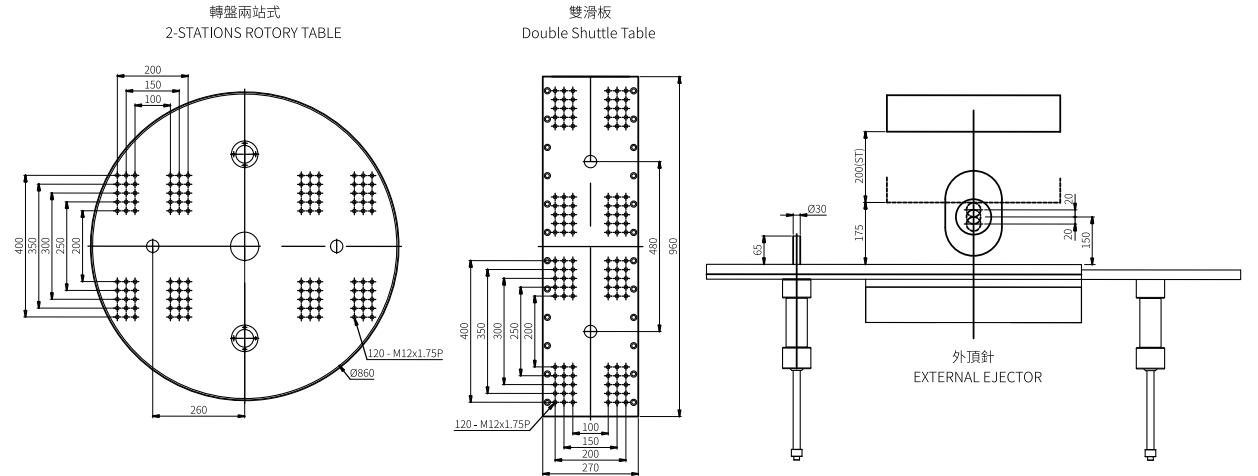


KC-450(D)

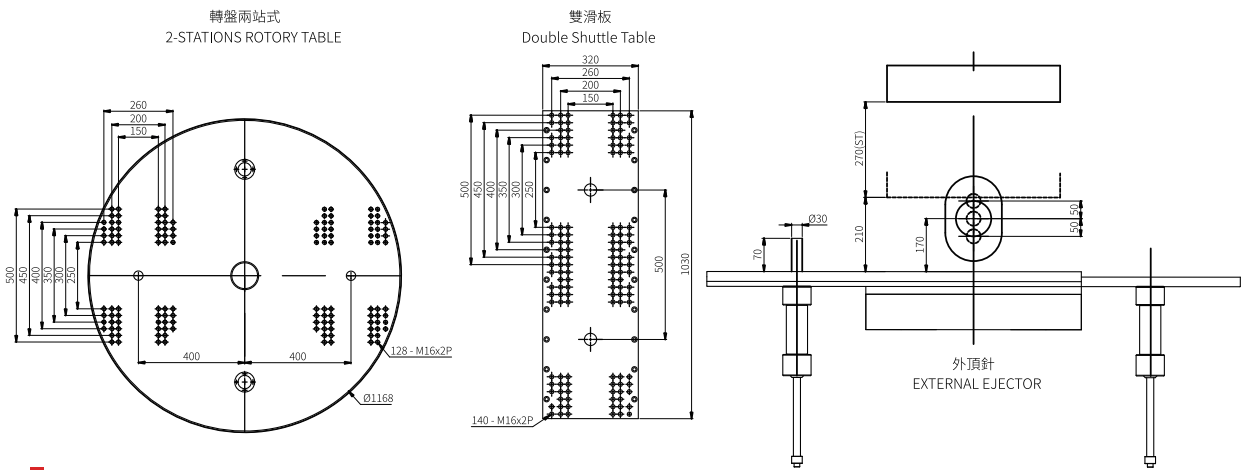


KC-350DM(R)

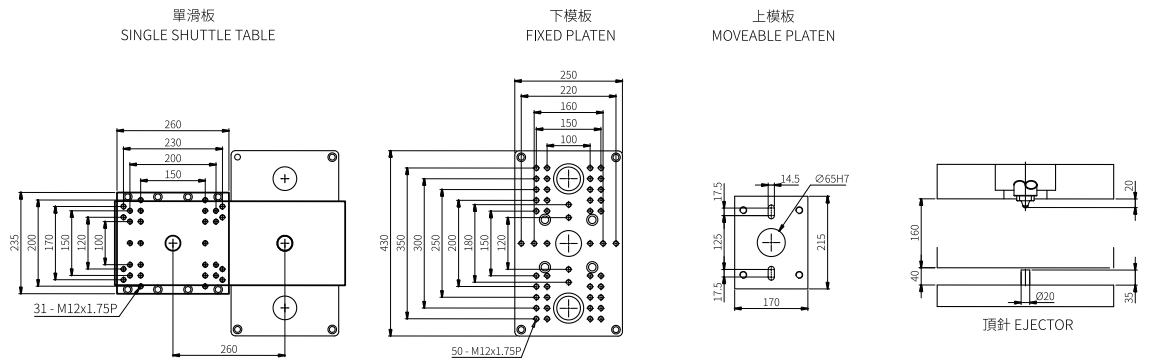
Mold Dimension

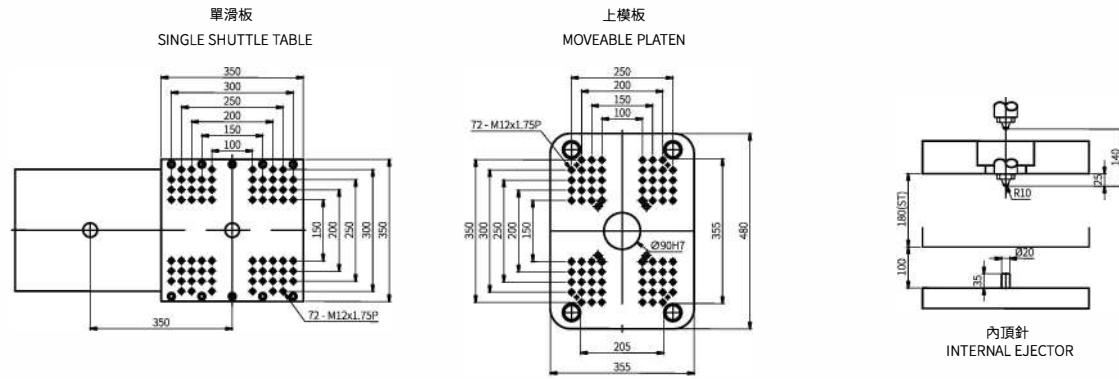
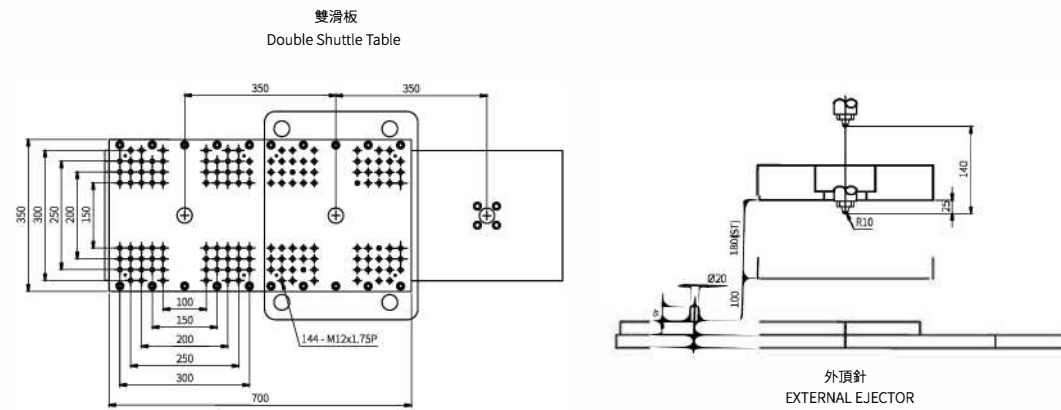
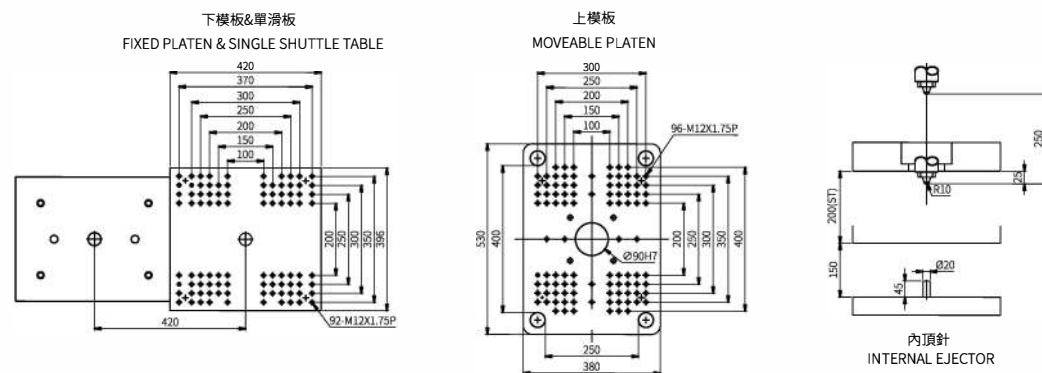
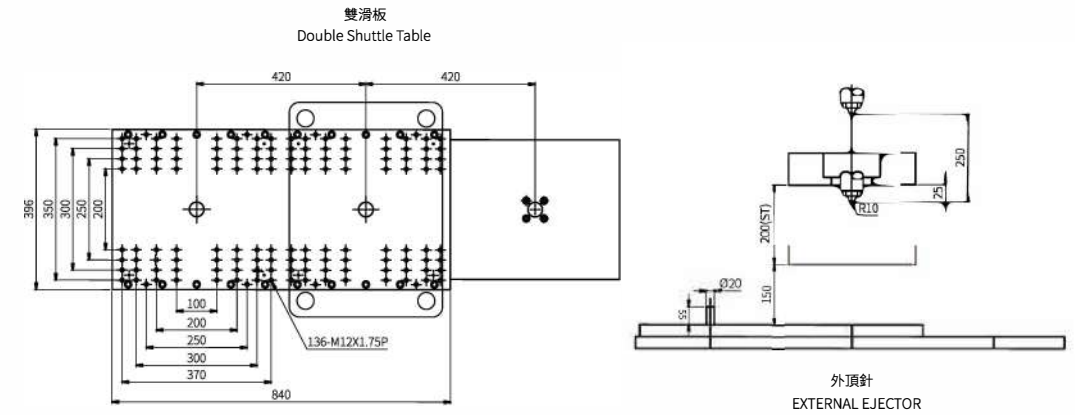
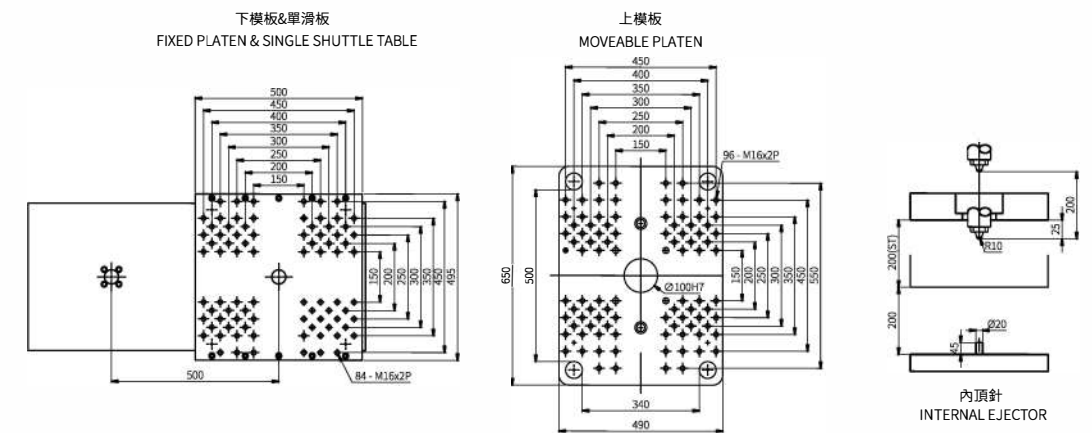
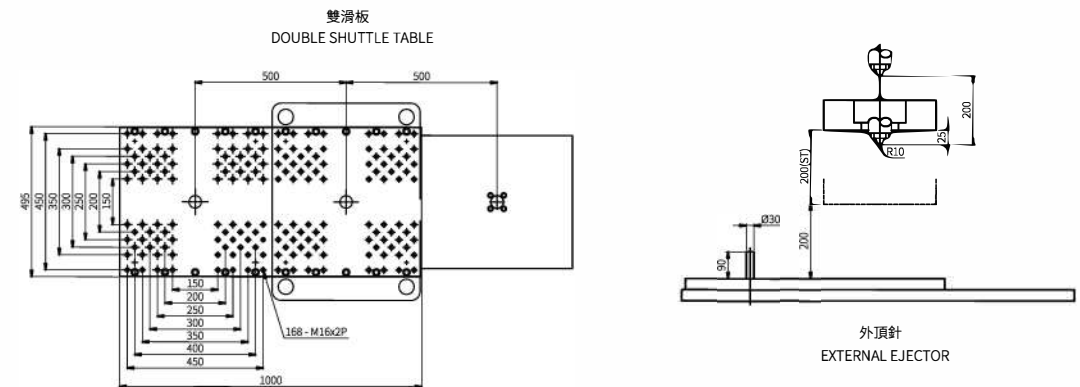


KC-450DM(R)



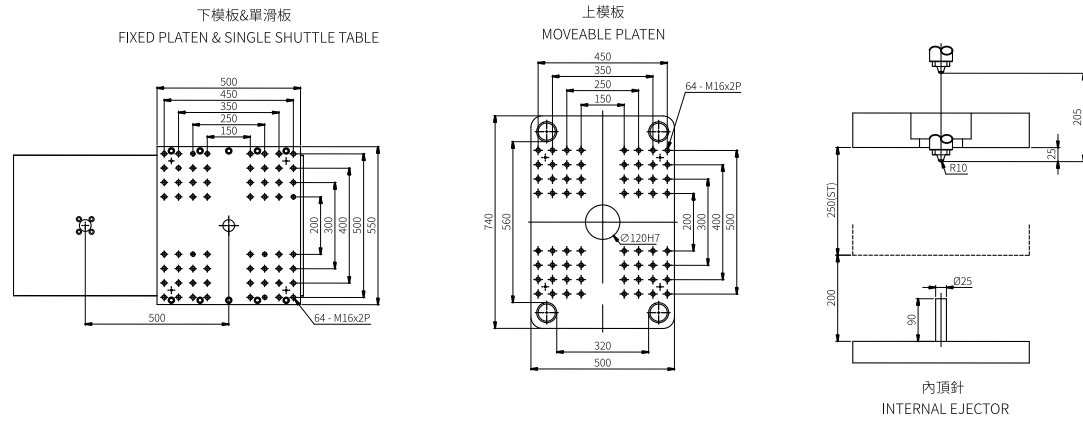
K2S



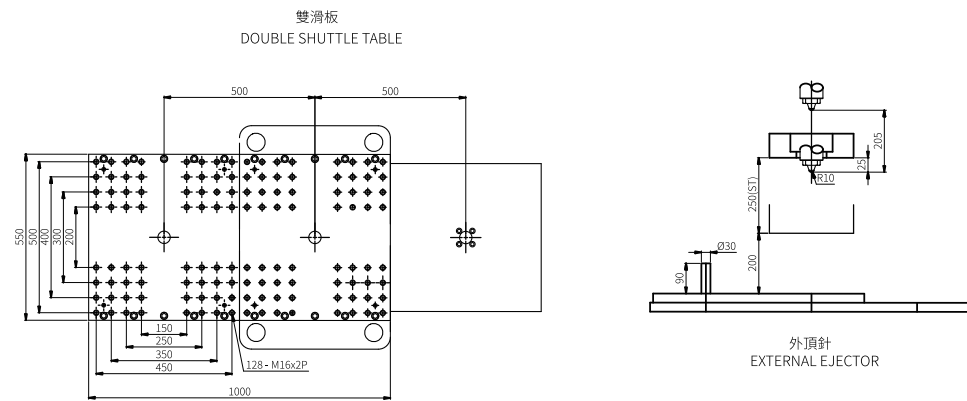
KT-200(D)
Mold Dimension

KT-200DM

KT-300(D)

KT-300DM
Mold Dimension

KT-400(D)

KT-400DM


KT-500(D)

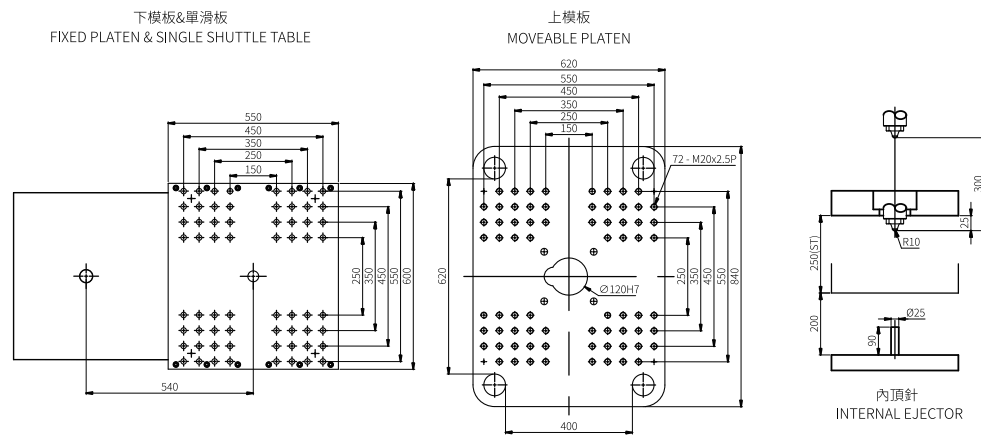
Mold Dimension



KT-500DM

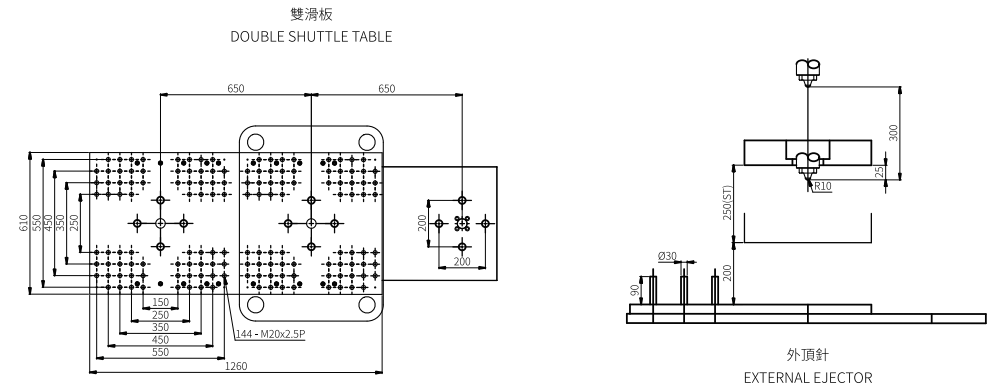


KT-600(D)

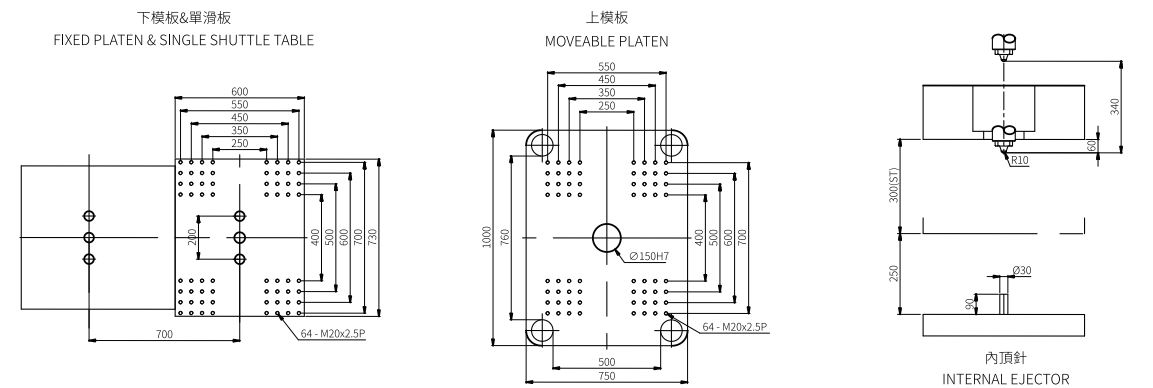


KT-600DM

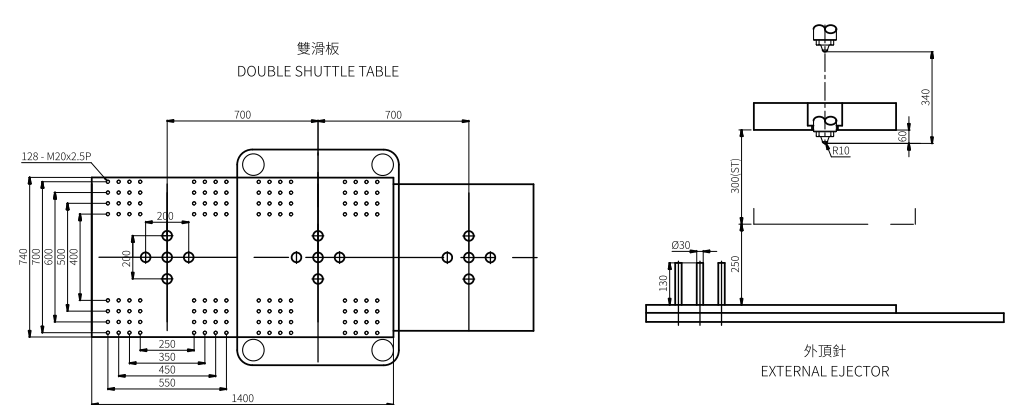
Mold Dimension

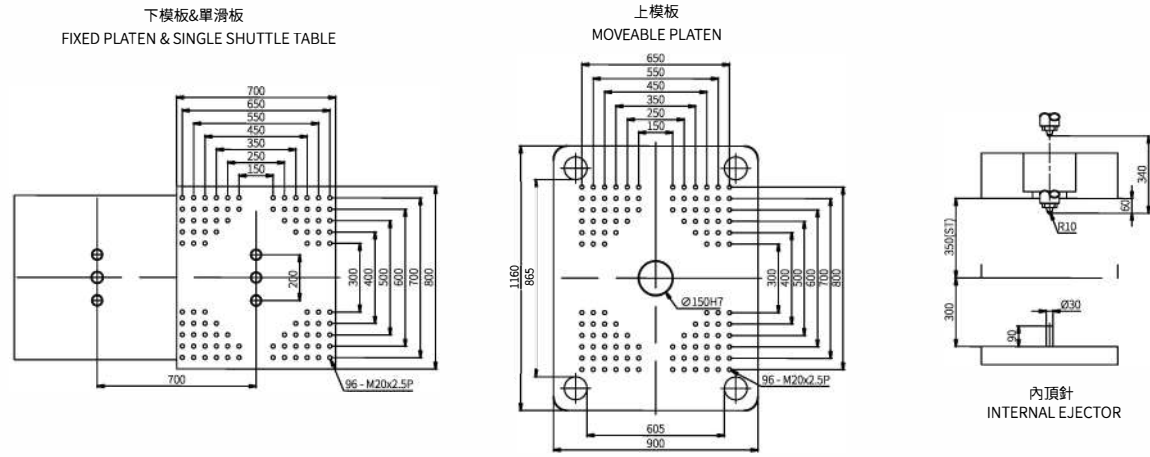
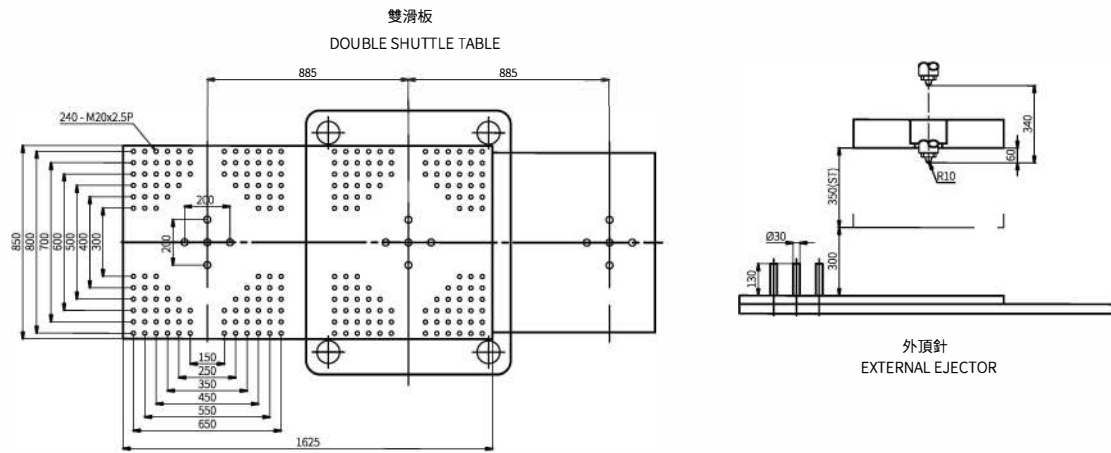
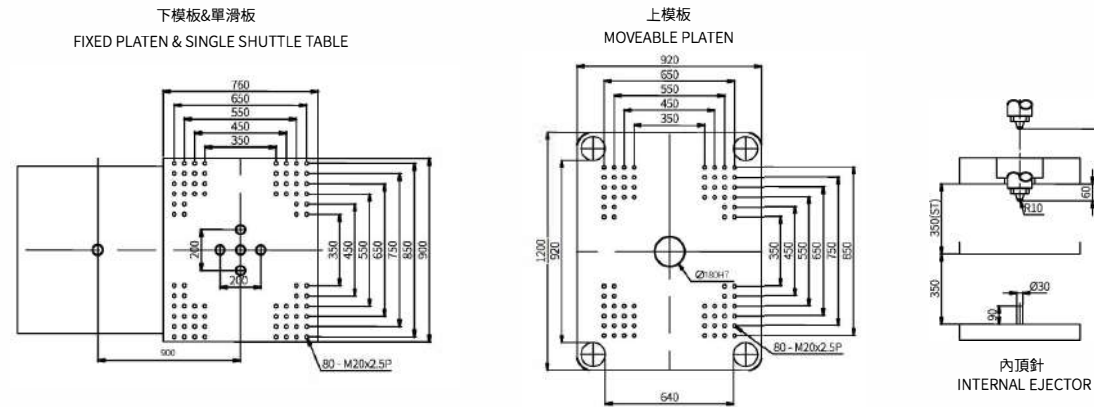
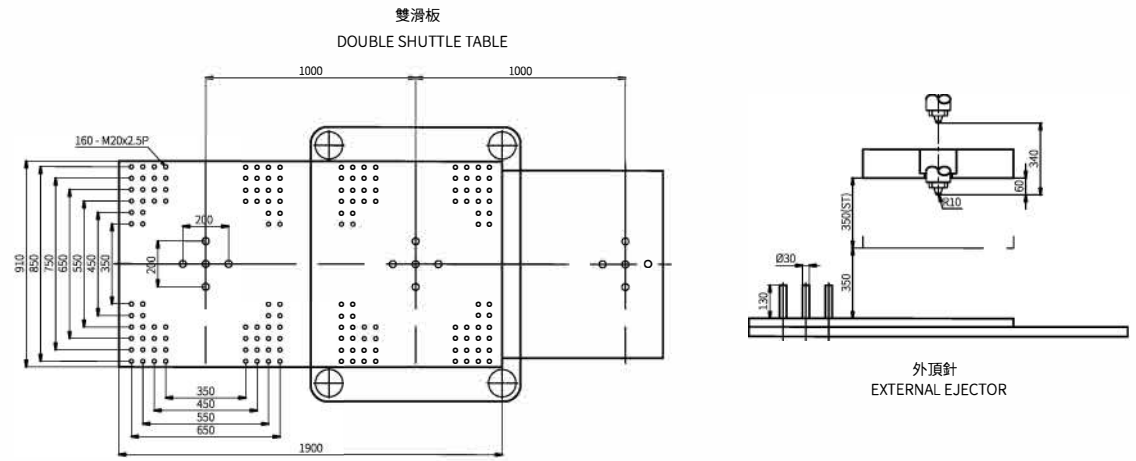
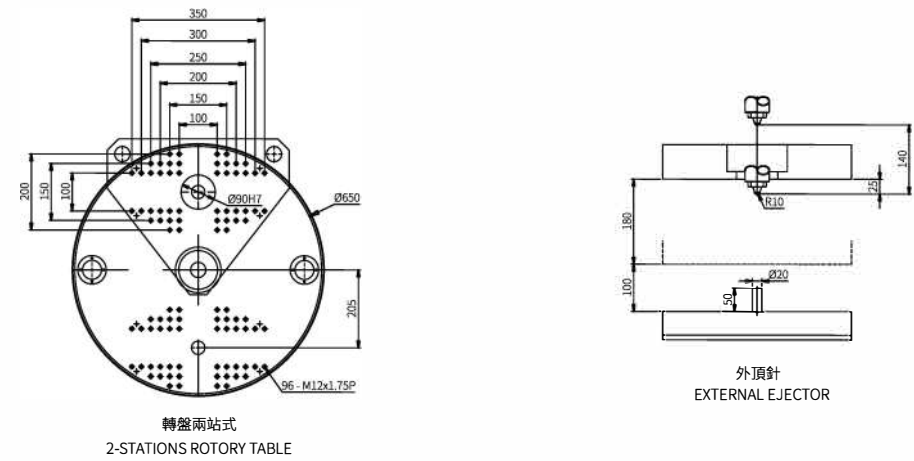
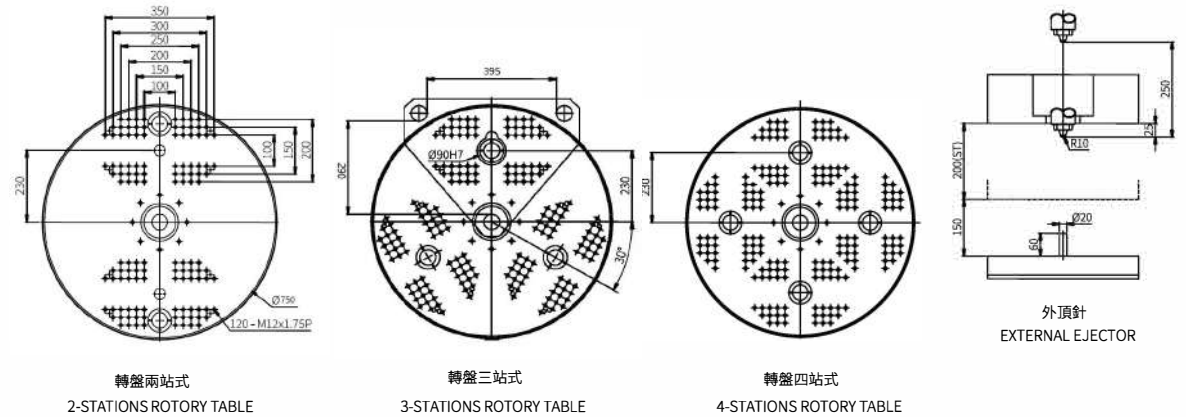


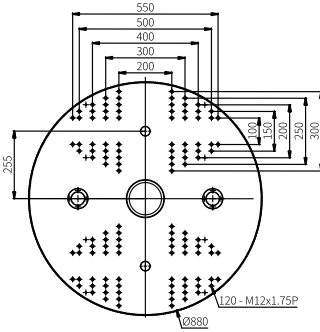
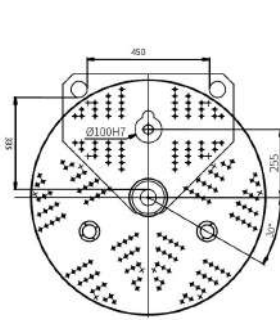
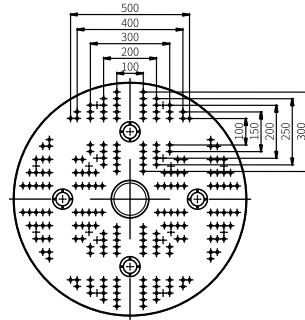
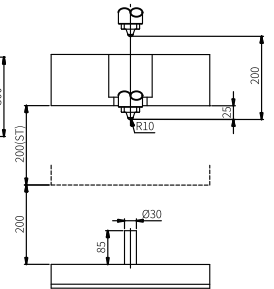
KT-700(D)

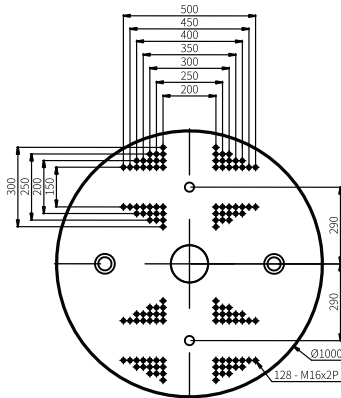
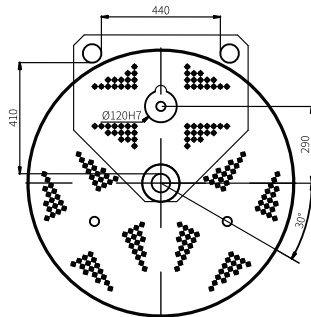
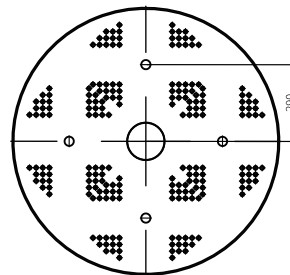
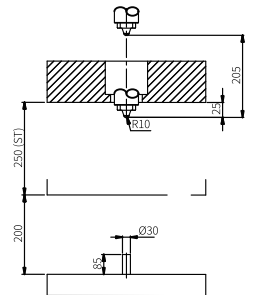


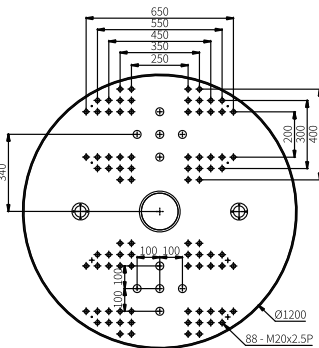
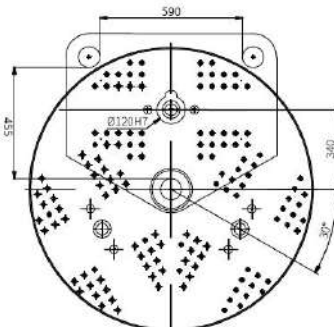
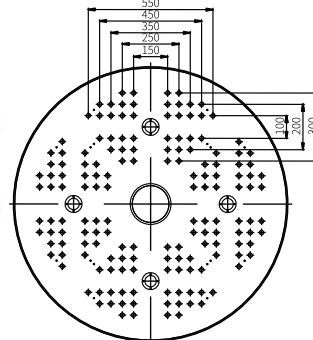
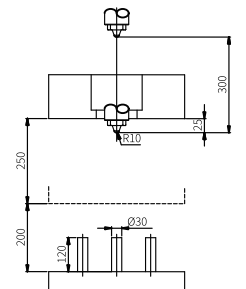
KT-700DM



KT-800(D)
Mold Dimension

KT-800DM

KT-900(D)

KT-900DM
Mold Dimension

KT-150R

KT-200R


KT-300R
Mold Dimension

 轉盤兩站式
2-STATIONS ROTARY TABLE

 轉盤三站式
3-STATIONS ROTARY TABLE

 轉盤四站式
4-STATIONS ROTARY TABLE

 外頂針
EXTERNAL EJECTOR

KT-400R

 轉盤兩站式
2-STATIONS ROTARY TABLE

 轉盤三站式
3-STATIONS ROTARY TABLE

 轉盤四站式
4-STATIONS ROTARY TABLE

 外頂針
EXTERNAL EJECTOR

KT-500R

 轉盤兩站式
2-STATIONS ROTARY TABLE

 轉盤三站式
3-STATIONS ROTARY TABLE

 轉盤四站式
4-STATIONS ROTARY TABLE

 外頂針
EXTERNAL EJECTOR